






Process Sequence Chart

Project Title: Parcel Delivery Process

Date Created: Monday 3rd February

Version: 1.3

Process Step	Distance (Miles)	Time (Minutes)					
Parcel arrives at depot	56	86		*			
Parcel stays at delivery point	0	1331					*
Parcel is logged on system	0	11	*				
Parcel is moved to 'outgoing parcels'	0.2	76		*			
Parcel is sorted by location	0	134	*				
Parcel is sorted by date	0	142	*				
Parcel is sorted by driver	0	133	*				
Parcel is stored	0.1	5760					*
Parcel moved to 'collection point'	0.1	34		*			
Parcel collected by driver	0	42	*				
Parcel taken to end user address	39	350		*			
Parcel is delivered to end user	0	7	*				
Summary	95.4	8106	6	4	0	0	2